

THULE[®]
SWEDEN



› Thule 2017 Product Guide

Carriers & Racks

> Categories

Bring your life. All of it. Enjoying an active life with friends and family can take a lot of gear – especially if you're into biking, skiing, surfing, kayaking, camping, touring and so on.



Roof Racks2



Bike Racks8



**Cargo Carriers
& Baskets**22



Water Sport Racks ...32



Winter Sport Racks ...38



**Thule Product
Categories** 44

> **Roof Racks**



› Getting started with roof racks

Load bars

Once you have found your vehicle using one of the resources above, the first choice you'll make will be the style of load bar you prefer. Thule load bars are available in three styles.



Thule AeroBlade Edge



Thule AeroBlade



Thule Square Load Bars

Foot packs and fit kits

After selecting your preferred load bar style, your vehicle's fit information will indicate the correct Thule Foot Pack and if necessary, a vehicle specific Thule Fit Kit, consisting of a custom hardware. Optional Thule One-Key Lock Cylinders increase roof rack security.



Foot



Fit Kit



Locks

› Load your rack

Once your vehicle is equipped with a roof rack, you can add carriers for bikes, boards, boats, skis and any other gear your active life requires.



Visit Thule's online Fit My Car section to determine what accessories fit your vehicle.

Thule AeroBlade Edge Feature Highlights



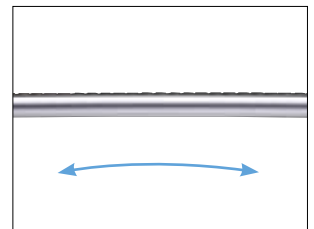
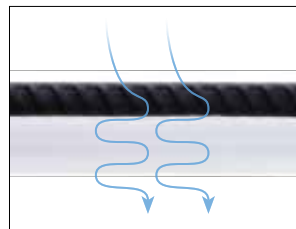
The sophisticated BoxBeam aluminum extrusion creates one of the strongest load bars in the market. Using a vertical load test, the AeroBlade can sustain over 800 lbs of force

Integrated bar and foot design combines foot and bar together for a low-profile, aerodynamic package, and pre-assembled for fast, easy installation


WindDiffuser technology disturbs airflow to reduce noise and drag for improved fuel economy


Arched lightweight bar follows the curves and lines of your roof, complementing your vehicle

T-track compatible for fast mounting



Technical Specifications

Load carriers					
	No Existing Rack				
Roof type	No Existing Rack				
Bar type	AeroBlade	AeroBlade		SquareBar	
Product name/ part number	AeroBlade Edge 7601, 7602, 7603, 7604	Rapid Podium 460R	Rapid Traverse 480R	Podium 460	Traverse 480
Lockable	✓	✓	✓	✓	✓
Fits Thule AeroBlade		✓	✓		
Fits Thule SquareBar				✓	✓
Attaches to vehicle roof and door frame			✓		✓
Works with vehicle integrated fixpoints	✓	✓		✓	
Works with t-tracks		✓		✓	
Works with flush mount rails	✓	✓		✓	
Can be permanently installed	✓	✓		✓	
Available as 2 pack				✓	✓
Available as complete rack system (feet, and load bars)	✓				

Load carriers					
	Raised Side Rails			Rain Gutters	
Roof type	Raised Side Rails			Rain Gutters	
Bar type	AeroBlade		SquareBar	AeroBlade	SquareBar
Product name/ part number	AeroBlade Edge 7501, 7502, 7503, 7504	Rapid Crossroad 450R	Crossroad 450	Rapid Gutter Foot 300R	Gutter Foot 300, 387, 953
Lockable	✓	✓	✓	✓	✓
Fits Thule AeroBlade		✓		✓	
Fits Thule SquareBar			✓		✓
Available as 2 pack			✓		
Available as complete rack system (feet, and load bars)	✓		✓		
Other	Fits railing sizes between $\frac{3}{4}$ " and $2 \frac{1}{16}$ "				

› Bike Racks





› Which bike rack is best for me?

First, let's figure out where you want to carry your bike.

There are 5 ways to carry your bike:

- ▣ Roof
- ▣ Hitch
- ▣ Trunk
- ▣ Spare tire
- ▣ Truck bed

Next, look at the type of bike you ride to determine the best rack.

Identify the features your bike has:

- ▣ Fenders
- ▣ Thru-axle
- ▣ Quick-release
- ▣ E-bike
- ▣ Fat tire

Hitch Bike Racks

Thule's hitch bike racks are easy to install and use. Multiple options are available to carry 2 to 5 bikes. These durable bike racks mount to the receiver without the need for a roof rack system.



Platform:

- ▣ Compatible with a variety of bikes
- ▣ Quick and easy to load and unload bikes with minimal lifting
- ▣ Most clearance between bikes
- ▣ Add-on's allow for increased capacity up to 4 bikes*

*Add-ons available for Thule T2 Pro and Thule T2 Classic only



Hanging swing:

- ▣ Can carry up to 4 bikes
- ▣ Allows for full rear vehicle access without removing bikes
- ▣ Compatible with Thule Tram Ski & Snowboard Carrier for winter sport transport



Hanging:

- ▣ Highest carrying capacity with options that carry up to 5 bikes
- ▣ Folds for compact storage
- ▣ Compatible with Thule Tram Ski & Snowboard Carrier for winter sport transport

Rear Mounted Bike Racks

No hitch receiver? Thule has racks that mount to your vehicle's trunk, spare tire, or truck bed.



Trunk:

- ▣ Easy to install
- ▣ Compact for easy storage
- ▣ Minimal lifting required



Spare tire:

- ▣ Can carry up to 2 bikes
- ▣ Fits to both regular and over-sized tires
- ▣ Easy to install
- ▣ Compatible with Thule Tram Ski & Snowboard Carrier for winter sport transport



Truck bed:

- ▣ Secure options carrying a bike in a truck bed
- ▣ Easy to access bikes
- ▣ Solutions to carry multiple bikes

Roof Bike Racks

Thule's roof bike racks are secure, lightweight and portable. They are easy to install and store, and a great alternative for vehicles without a hitch receiver.



Upright:

- ▣ No frame contact
- ▣ Compatible with a variety of bikes
- ▣ Front wheel stays on for easy transport
- ▣ Quick and easy to load and unload



Fork:

- ▣ Lower loading height
- ▣ Low profile design keeps bike close to the rack for reduced bike sway
- ▣ Thule WheelOn accessory available to transport front tire on the roof (sold separately)

> Which bike rack is best for me?

Rear Mounted Bike Racks

Identify the features below for your bike.
Products listed are compatible out of the box.*


*Adapters can be used with some products to increase bike compatibility.



Straight top tube



Irregular frame shape



Fat tire



Front fenders



Electric bike

Hitch Platform

Thule EasyFold
Thule T2 Pro
Thule T2 Classic
Thule Doubletrack

Hitch Hanging Swing

Thule Apex Swing
Thule Vertex Swing

Hitch Hanging

Thule Apex
Thule Helium Aero
Thule Vertex
Thule Parkway

Trunk Platform

Thule Raceway
Platform Pro

Trunk Hanging

Thule Raceway Pro
Thule Archway
Thule Gateway
Thule Passage

Spare Tire

Thule SpareMe

Truck Bed

Thule Bed Rider
Thule Insta-Gater
Thule GateMate
Thule Locking
Low Rider

Hitch Platform

Thule EasyFold
Thule T2 Pro
Thule T2 Classic
Thule Doubletrack

Trunk Platform

Thule Raceway
Platform Pro

Truck Bed

Thule Bed Rider
Thule GateMate

Hitch Platform

Thule EasyFold
Thule T2 Pro
Thule T2 Classic

Hitch Hanging Swing

Thule Apex Swing
Thule Vertex Swing

Hitch Hanging

Thule Apex
Thule Helium Aero
Thule Vertex
Thule Parkway

Trunk Hanging

Thule Raceway Pro
Thule Archway
Thule Gateway
Thule Passage

Spare Tire

Thule SpareMe

Truck Bed

Thule GateMate

Hitch Platform

Thule EasyFold
Thule Doubletrack

Hitch Hanging Swing

Thule Apex Swing
Thule Vertex Swing

Hitch Hanging

Thule Apex
Thule Helium Aero
Thule Vertex
Thule Parkway

Trunk Platform

Thule Raceway
Platform Pro

Trunk Hanging

Thule Raceway Pro
Thule Archway
Thule Gateway
Thule Passage

Spare Tire

Thule SpareMe

Truck Bed

Thule Bed Rider
Thule GateMate
Thule Locking
Low Rider

Hitch Platform

Thule EasyFold

Roof Bike Racks

Identify the features below for your bike.

Products listed are compatible out of the box.*

*Adapters can be used with some products to increase bike compatibility.



**Quick release /
open end fork
wheel removal**

Roof Upright

Thule Sidearm
Thule ProRide

Roof Fork Mount

Thule Sprint
Thule ThruRide
Thule Paceline
Thule Circuit
Thule Prologue
Thule Tandem Carrier



**Thru-axle /
closed end fork
wheel removal**

Roof Upright

Thule Sidearm
Thule ProRide

Roof Fork Mount

Thule ThruRide



**Keep both
wheels on**

Roof Upright

Thule Sidearm
Thule ProRide



Front fenders

Roof Upright

Thule ProRide

Roof Fork Mount

Thule Sprint
Thule ThruRide
Thule Paceline
Thule Circuit
Thule Prologue
Thule Tandem Carrier



Tandem bike

Roof Fork Mount

Thule Tandem Carrier

Truck Bed Bike Racks

Truck Bed

Thule Bed Rider
Thule Insta-Gater
Thule GateMate
Thule Locking
Low Rider

Truck Bed

Thule Insta-Gater
Thule GateMate

Truck Bed


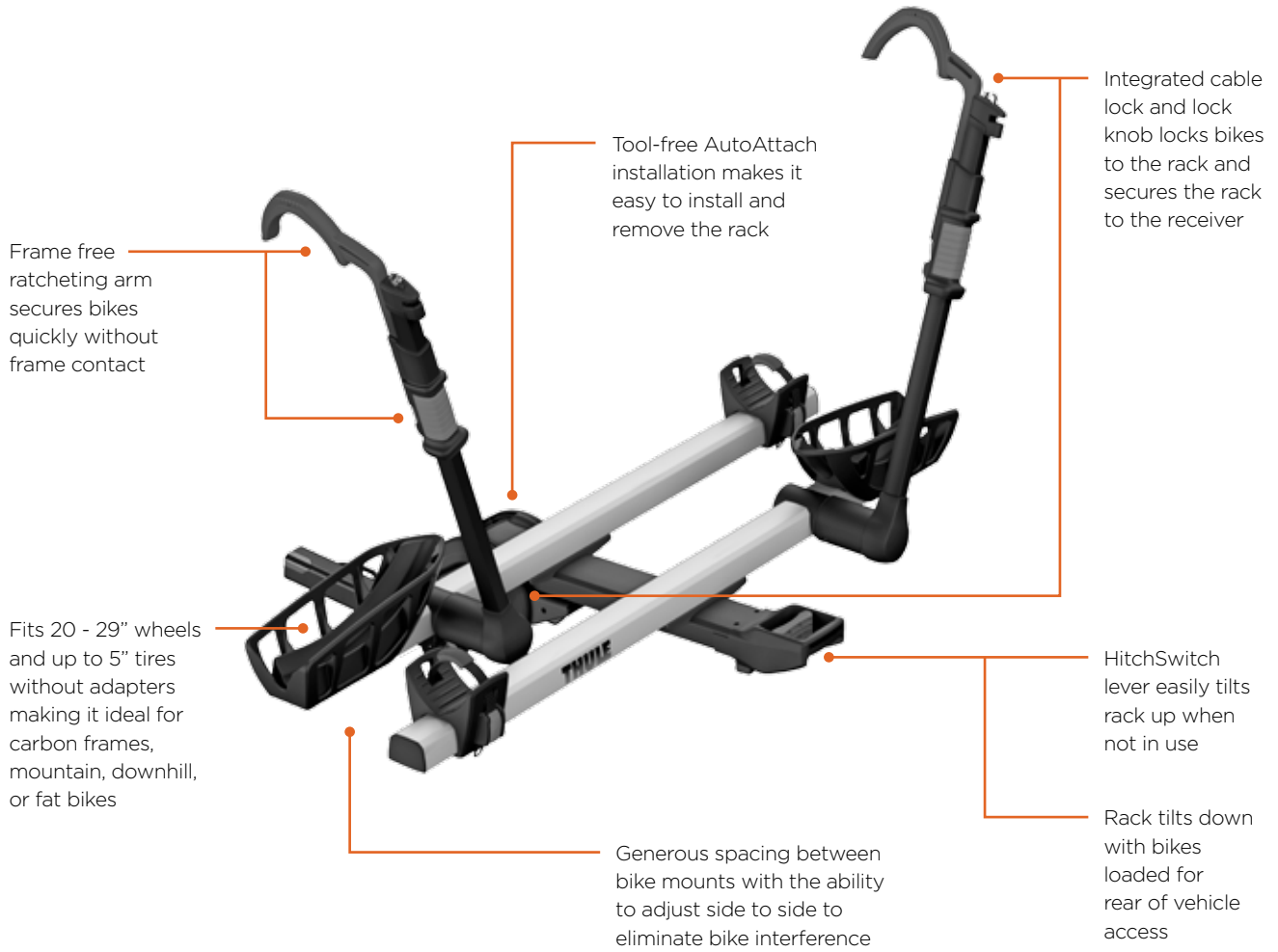
Thule Insta-Gater
Thule GateMate

Truck Bed

Thule Bed Rider
Thule GateMate
Thule Locking
Low Rider

Hitch Bike Rack Thule T2 Pro XT

New



Rooftop Bike Rack

Thule ProRide

New

Safe mounting to prevent your bike from falling thanks to the claw's extended lower jaw

Mounts on Thule AeroBlade Edge, AeroBlade, Square Bars, round bars, and most factory racks round bars, and most factory racks


Quick and easy to secure your bike due to the torque limiter dial that controls the force going to the bike frame

Soft claw pads adapt to your bike's frame tubes, minimizing the risk of frame damage

Easy, tool-free interface for switching carrier from one side of your car to the other

Bike remains secure in place during transport due to the smart designed wheel holders with quick-release wheel straps

Thule ProRide Fat Bike Adapter (#598101) available to enable transport of fatbikes



Trunk Bike Rack

Thule Raceway Platform

Molded rubber pads provide firm hold to vehicle and protect against scratches

Patented FitDial guarantees a "perfect fit" to your vehicle


Adjustable and lockable bike frame clamps keep bikes well separated and secure for ultimate stability (locks included)



Sure-Tight ratcheting cables with locks provide maximum fastening security to your vehicle

Convenient tray mount design allows for fast, easy and lower bike loading

Folds up flat for convenient storage



Truckbed Bike Rack Thule Insta-Gator



Technical Specifications

Platform Hitch Racks



Product name	EasyFold	T2 Pro XT	T2 Pro XT 2 Bike Add-on
Part number	9032	9034XTB (black), 9034XTS (silver), 9035XTB (black), 9035XTS (silver),	9036XTB (black) (use with 9034XTB) 9036XTS (silver) (use with 9034XTS)
Maximum number of bikes	2	2	4
Carrier type	Platform	Platform	Platform
Rear of vehicle access			
Tilts or swings away with bikes on	✓	✓	✓
Fits 2" receiver hitches	✓	✓ 9034XT	✓
Fits 1¼" receiver hitches	✓	✓ 9035XT	
Locks to receiver hitch	✓	✓	✓
Includes bike locks	✓	✓	✓
Arms fold down for storage	✓	✓	✓
Includes anti-sway	✓	✓	✓

Hanging Hitch Racks



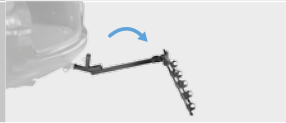


Product name	Apex Swing	Apex	Helium Aero
Part number	9027	9025 9026	9042 9043
Maximum number of bikes	4	4 5	2 3
Carrier type	Hanging	Hanging	Hanging
Rear of vehicle access			
Tilts or swings away with bikes on	✓		
Fits 2" receiver hitches	✓	✓ 9025, 9026	✓
Fits 1¼" receiver hitches		✓ 9025	✓
Locks to receiver hitch	✓	✓	✓
Includes bike locks	✓	✓	✓
Arms fold down for storage	✓	✓	✓
Includes anti-sway	✓	✓	✓











T2 Classic	T2 Classic 2 Bike Add-on	DoubleTrack Pro
9044, 9045	9046 (use with 9044)	9054
2	4	2
Platform	Platform	Platform
✓	✓	
✓ 9044	✓	✓
✓ 9045		✓
✓	✓	✓
✓	✓	✓
✓	✓	✓
✓	✓	✓



Vertex Swing	Vertex	Parkway
9031XT	9028XT 9029XT 9030XT	958 957 956
4	2 4 5	2 4 4
Hanging	Hanging	Hanging
		
✓		
✓	✓ 9028XT, 9029XT, 9030XT	✓ 956, 958
	✓ 9028XT, 9029XT	✓ 957
use Thule Snug-Tite receiver lock #STL2 (sold separately)	use Thule Snug-Tite receiver lock #STL2 (sold separately)	
✓	✓	
✓	✓	
✓	✓	

Technical Specifications

Roof Bike Racks					
Product name/ part number	Sprint XT 528001	Sprint XT T-Track 569001	ThruRide 535	Paceline 527	
Mount type	Fork	Fork	Fork	Fork	
Design	Premium D-Shaped Tray	✓	✓	✓	✓
	Premium metal bike clamp	✓	✓	✓	✓
	Double walled V tray				
	Anodized aluminum construction	✓	✓	✓	✓
Fit	Fits all diameter bike frames	✓	✓	✓	✓
	Fits Thule SquareBar and round bars	✓		✓	✓
	Fits Thule Areoblade and AeroBlade Edge	✓	✓ mounts into T-track	✓	✓
	Factory rack compatible	✓		✓	✓
	Thru-axle compatible	**	**	✓	**

Trunk and Spare Tire Racks					
Product name	Raceway Platform	Raceway PRO	Archway	Gateway	
Part number	9003PRO	9001PRO 9002PRO	9009XT 9010XT	9006XT 9007XT	
Maximum number of bikes	2	2 3	2 3	2 3	
Bikes lock to carrier	✓	✓	✓	use #538XT (sold separately)	
Carrier locks to vehicle	✓	✓	✓		
Lowest bike loading	✓				
Includes anti-sway	✓	✓	✓	✓	
Arms fold down for storage	✓	✓	✓	✓	
Attaches to rear spare tires					



Circuit 526XT	Prologue 516XT	Tandem Carrier 558P	Sidearm 594XT	ProRide 598003
Fork	Fork	Fork	Upright	Upright
✓				
✓			✓	
			✓	✓
			✓	✓
✓	✓	✓	✓	up to 3 ³ / ₈ "
✓	✓	✓	✓	✓
✓			✓	✓ mounts into T-track
✓	*		✓	✓
**	**	**	✓	✓

* Use Thule Ride-On Adapter 532 (sold separately)

** Use Thule Thru-Axle Adapters 53015, 53020, 530L, 53012, 53015B (sold separately)























Passage		Spare Me
910XT	911XT	963PRO
2	3	2
		✓
		✓
✓		✓
✓		✓
		✓

> Cargo Carriers & Baskets































› The right choice.

	Thule Hyper	Thule Flow	Thule Motion XT
XXL			 <p>6299B - Black Glossy 6299T - Titan Glossy</p>    <p>22 cu. ft. 623 L</p>
XL	 <p>612 - Black Glossy/ Silver Metallic</p>    <p>17 cu. ft. 481 L</p>		 <p>6298B - Black Glossy 6298T - Titan Glossy</p>    <p>18 cu. ft. 510 L</p>
L			 <p>6297B - Black Glossy 6297T - Titan Glossy</p>    <p>16 cu. ft. 453 L</p>
M			
Alpine		 <p>623 - 606 - Black Glossy</p>    <p>14 cu. ft. 396 L</p>	

This line up allows you to choose a product based on the size you need and the features you want.

Thule Force	Thule Pulse	Number of people	Amount of gear	Gear type
				<p>Oversized luggage, sporting equipment, large grocery trips or home store visits, 5-7 pairs skis up to 215 cm or 3-5 snowboards</p>
<p>626 - Matte Black AeroSkin</p>				
				
				<p>Large outdoor equipment, camping gear, baby carriers, 4-5 pieces luggage, 5-7 pairs skis up to 200 cm or 3-5 snowboards</p>
<p>625 - Matte Black AeroSkin</p>				
				
				<p>Outdoor equipment, camping gear, baby carriers, 2-3 pieces luggage, 5-7 pairs skis up to 175 cm or 3-5 snowboards</p>
<p>628 - Matte Black AeroSkin</p>	<p>615 - Black</p>			
				
				<p>Duffel bags, carry-on type luggage, everyday items like groceries, gardening equipment or other household items</p>
<p>624 - Matte Black AeroSkin</p>	<p>614 - Black</p>			
				
				<p>Snow sport equipment, smaller luggage or duffels, long/low-profile gear, multiple pairs of skis and snowboards*</p>
<p>623 - Matte Black AeroSkin</p>	<p>613 - Black</p>			<p>*ski/snowboard capacity varies by Alpine model, see specifications pgs. 32-33 for details</p>
				

Rooftop Cargo Carrier

Thule Motion XT

New

Full trunk access with minimal risk of contact with the cargo box, thanks to its forward position on the vehicle roof

Optimized design for the best space efficiency, aerodynamics, and vehicle fit



Extra wide PowerClick quick-mount system. The integrated torque indicator “clicks” when it’s properly mounted, ensuring fast and secure fitting

SlideLock system with separate locking and opening functions, automatically locks the lid in place and indicates when the box is closed securely

Dual-side opening and easy to open and close in all conditions due to grip-friendly outer handles and supporting lid lifters

Full trunk access with minimal risk of contact with the cargo box, thanks to its forward position on the vehicle roof



Roof Basket Thule Trail XT

Rubber-covered upper load surface provides extra grip for the longest cargo

Flat cargo area makes it easy to load, position and unload gear




Eight adjustable-position tie-down loops provide secure load attachment points

Rubber-covered upper load surface provides extra grip for the longest cargo

Flat cargo area makes it easy to load, position and unload gear

Additional sport carriers and rack accessories can be mounted to integrated front and rear upper t-track channels



Hitch Cargo Carrier

Thule Transporter Combi



Roof Baskets



Product name/ part number	Trail XT - Large 865XT	Trail XT - Medium 864XT	Canyon XT 859XT
Exterior dimensions L x W x H	63 x 39.5 x 7" 160 x 100 x 17.8 cm	53 x 35.5 x 7" 135 x 90 x 17.8 cm	50.25 x 41 x 6" 127.6 x 104 x 15 cm
Material	anodized aluminum	anodized aluminum	powder coated steel
Upper t-track mounting points	✓	✓	
Integrated fairing	✓	✓	
Fairing included			✓
Crossbars available			✓
Extension available			✓
T-track vehicle mounting	✓	✓	✓
Lockable (locks sold separately)	✓	✓	✓
Fits Thule AeroBlade and AeroBlade Edge, Thule Xsporter, Thule SquareBar, round bars and most factory racks	✓	✓	✓


Roof Cargo Bag

Thule Interstate



Cargo Bags			Hitch Cargo Box	
Product name/ Part number	Interstate 869	Outbound 868	Product name/ part number	Transporter Combi 665C
Carrying capacity	16 cu. ft. / 453 L	13 cu. ft. / 368 L	Cargo volume	13 cu. ft. / 368 L
Water resistance	IP-X3	IP-X2	Weight limit (including weight of box)	150 lbs. / 68 kg
Coated zipper	✓		Minutes to install	10
Double-coated tarpaulin	✓		Exterior dimen- sions L x W x H	50.5 x 23.5 x 24.5" 128 x 60 x 62 cm
Padded base	✓		Interior length	47" / 119 cm
Phthalate-free construction	✓	✓	Interior width	21.5" / 55 cm
Dual compression straps	✓	✓	Interior height	22.5" / 57 cm
Taped seams	✓	✓	Weight	55 lbs / 24.9 kg
Fits Thule AeroBlade and AeroBlade Edge, Thule SquareBar, round bars and most factory racks	✓	✓	Color	black
			Fits 1 1/4" and 2" receiver hitches	Y

Technical Specifications

Cargo Boxes			
			
Product name	Hyper XL	Flow Alpine	Motion XT XXL
Cargo volume	17 cu. ft. / 481 L	14 cu. ft. / 396 L	22 cu. ft. / 623 L
Weight limit (not including weight of box)	110 lbs. / 50 kg	165 lbs. / 75 kg	165 lbs. / 75 kg
Ski/Snowboard capacity	5-7 pair skis, 3-5 boards	5-7 pair skis, 3-5 boards	5-7 pair skis, 3-5 boards
Maximum ski length	199 cm	210 cm	215 cm
Minutes to install	5	5	5
Dual-Side opening	Y	Y	Y
Exterior dimensions L x W x H	90 x 34.5 x 15" 229 x 88 x 38 cm	89 x 34.25 x 12.25" 226 x 87 x 31 cm	91.5 x 37.5 x 18" 232 x 95 x 46 cm
Interior length	78.25" / 199 cm	80" / 203 cm	84.5" / 215 cm
Interior width	32.5" / 83 cm	32.25" / 82 cm	33" / 84 cm
Interior height	13.5" / 34 cm	10.75" / 27 cm	16" / 41 cm
Weight	57 lbs. / 25.9 kg	55 lbs. / 25 kg	55 lbs. / 25 kg
Part number / color options	612 two-tone	606 black glossy	6299B black glossy 6299T titan glossy

Cargo Boxes			
			
Product name	Force L	Force M	Force Alpine
Cargo volume	16 cu. ft. / 453 L	13 cu. ft. / 368 L	12 cu. ft. / 340 L
Weight limit (not including weight of box)	110 lbs. / 50 kg	110 lbs. / 50 kg	110 lbs. / 50 kg
Ski/Snowboard capacity	5-7 pair skis, 3-5 boards	3-5 boards	3-5 pair skis, 3-4 boards
Maximum ski length	173 cm	150 cm	192 cm
Minutes to install	5	5	5
Dual-Side opening	Y	Y	Y
Exterior dimensions L x W x H	74 x 36 x 16.5" 188 x 91 x 42 cm	65 x 34.5 x 16" 165 x 88 x 41 cm	81.5 x 24.5 x 17" 207 x 62 x 43 cm
Interior length	68" / 173 cm	59" / 150 cm	75.5" / 192 cm
Interior width	34" / 86 cm	32.5" / 81 cm	22.5" / 57 cm
Interior height	13.5" / 34 cm	14" / 36 cm	15" / 38 cm
Weight	39 lbs. / 17.7 kg	35 lbs. / 15.9 kg	36 lbs. / 16.3 kg
Part number / color options	628 matte black Aeroskin	624 matte black Aeroskin	623 matte black Aeroskin



Motion XT XL	Motion XT L	Force XXL	Force XL
18 cu. ft. / 510 L	16 cu. ft. / 453 L	21 cu. ft. / 595 L	17 cu. ft. / 481 L
165 lbs. / 75 kg	165 lbs. / 75 kg	110 lbs. / 50 kg	110 lbs. / 50 kg
5-7 pair skis, 3-5 boards	5-7 pair skis, 3-5 boards	5-7 pair skis, 3-5 boards	5-7 pair skis, 3-5 boards
200 cm	175 cm	220 cm	198 cm
5	5	5	5
Y	Y	Y	Y
84.5 x 36 x 17" 215 x 91.5 x 43 cm	77 x 36 x 17" 195.5 x 91.5 x 43 cm	92.5 x 36 x 18" 235 x 91 x 46 cm	84 x 34.5" x 17" 213 x 87 x 43 cm
79" / 200 cm	69" / 175 cm	86.5" / 220 cm	78" / 198 cm
31.5" / 80.5 cm	31.5" / 80.5 cm	34" / 86 cm	32.5" / 83 cm
15" / 38 cm	15" / 38 cm	16" / 41 cm	15" / 38 cm
46 lbs. / 21 kg	42 lbs. / 19 kg	56 lbs. / 25.4 kg	44 lbs. / 20 kg
6298B black glossy 6298T titan glossy	6297B black glossy 6297T titan glossy	626 matte black Aeroskin	625 matte black Aeroskin



Pulse L	Pulse M	Pulse Alpine	Sidekick
16 cu. ft. / 453 L	14 cu. ft. / 396 L	11 cu. ft. / 311 L	8 cu. ft. / 227 L
110 lbs. / 50 kg	110 lbs. / 50 kg	110 lbs. / 50 kg	75 lbs. / 34 kg
4-6 pair skis, 3-5 boards	3-5 boards	3-5 pair skis, 2-3 boards	N/A
181 cm	155 cm	210 cm	N/A
10	10	10	15
N	N	N	N
76 x 33 x 16.5" 196 x 84 x 42 cm	67 x 35 x 16" 170 x 89 x 41 cm	88.5 x 25.5 x 12.5" 225 x 65 x 32 cm	54 x 25 x 15.5" 137 x 64 x 39 cm
71.25" / 181 cm	61" / 155 cm	82.75" / 210 cm	48" / 122 cm
31" / 79 cm	33" / 84 cm	23.5" / 60 cm	23" / 59 cm
14.5" / 37 cm	14" / 36 cm	10.5" / 27 cm	13.5" / 34 cm
36 lbs. / 16.3 kg	34 lbs. / 15.4 kg	30 lbs. / 13.6 kg	16 lbs. / 7.2 kg
615 black	614 black	613 black	682 silver

> Water Sport Racks





Lift-Assisted Kayak Rack Thule Hullavator Pro



Double extending arms lower the kayak up to 40" for faster loading and unloading




Gas struts lift and lower 40lbs or 90% of the kayaks weight



Load and unload kayaks at waist level, at the side of the vehicle for greater convenience and safety



Kayak Rack Thule DockGlide



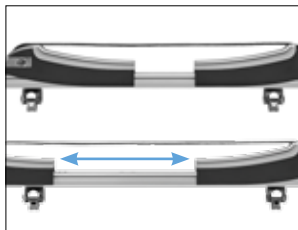
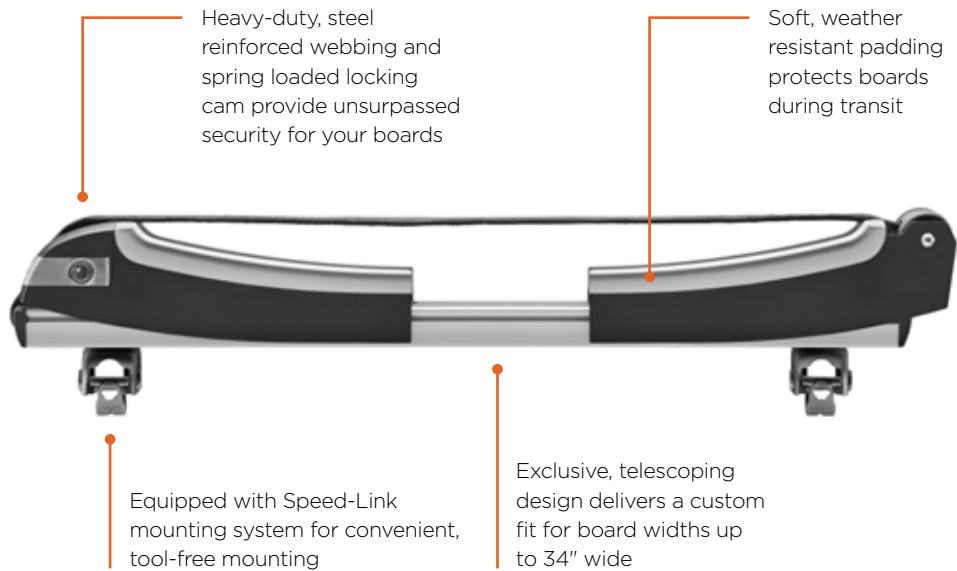
Fits a variety of Thule rack systems, round bars and most factory racks due to T-Track and FlipFit brackets

Accommodate kayaks up to 36" wide and 75 lbs

Thule DockGrip (#895), shown above and below, carries both kayaks and SUP boards




SUP Rack Thule SUP Taxi




Surfboard Rack Thule Surf Pad




Technical Specifications

Watersport Carriers							
Product name/ Part number	Hullavator PRO 898	Slipstream 887XT	DockGlide 896	DockGrip 895	Top Deck 881	Hull-a-Port PRO 835PRO	Hull-a-Port 834
Primary watercraft	Kayak	Kayak	Kayak	Kayak/SUP	Kayak/SUP	Kayak	Kayak
Fits Thule SquareBar and round bars	✓	✓	✓	✓	✓	✓	✓
Fits Thule AeroBlade, Rapid Aero bars and Xsporter	✓ excludes AeroBlade Edge	✓	✓	✓	✓	✓	✓
Factory rack compatible		✓	✓	✓	✓	✓	✓
Includes bow/stern tie-downs	✓	✓	✓	✓	✓	✓	✓
Folds down when not in use						✓	
Lowers to side of car for waist-level loading	✓						
Number of people required to load/unload	1	1	1	1-2	1-2	1-2	1-2

Watersport Carriers							
Product name/ Part number	The Stacker 830	Portage 819	SUP Taxi 810XT	Board Shuttle 811XT	Surf Pads 801/802	Surf Pads 803/804	Goalpost 997
Primary watercraft	Kayak	Canoe	SUP	Surfboard/ SUP	Surfboard/ SUP	Surfboard/ SUP	Kayak/ Canoe
Fits Thule SquareBar and round bars	✓	✓	✓	✓	✓		Designed for pick-up trucks, this adjustable watersport carrier allows you to hold different sized kayaks, canoes, paddleboards and sailboards; even extra long loads. Works with 2" receivers only
Fits Thule AeroBlade, Rapid Aero bars and Xsporter	✓	✓	✓	✓		✓	
Factory rack compatible	✓	✓	✓	✓		✓	
Includes bow/stern tie-downs	✓	✓					
Folds down when not in use	✓						
Lowers to side of car for waist-level loading							
Number of people required to load/unload	1-2	2	1-2	1-2	1	1	

> Winter Sport Racks





Rooftop Ski & Snowboard Rack

Thule Snowpack



Mounts via Speed-Link system for around-the-bar attachment, adapter also included for T-track attachment

Height extension feet to raise carrier and protect vehicle roofs from skis/boards with tall bindings



Hitch Ski & Snowboard Rack Thule Tram

Oversized push buttons allow for easy opening and included locks keep your skis safe



Ultra soft rubber arms hold skis and boards securely without scratching surfaces

Fits the Thule Apex & Vertex, as well as the Thule Spare Me

Maximum carrying capacity by transporting skis and boards upright



Technical Specifications

Carrier type	Top of car racks			
	Thule Universal Pull Top 92726	Thule SnowPack 7326	Thule SnowPack 7324	Thule Snowcat 5401
Product name/ part number	Thule Universal Pull Top 92726	Thule SnowPack 7326	Thule SnowPack 7324	Thule Snowcat 5401
Ski capacity	6	6	4	4 - 6
Snowboard capacity	4	4	2	4
Slides from top of roof to side of car for easy loading	✓			
T-track mounts included		✓	✓	
Oversized button for easy opening	✓	✓	✓	
Fits Thule and round bars	✓	✓	✓	
Factory rack compatible	✓	✓	✓	Fits factory side rails only
Includes locks	✓	✓	✓	✓



Carrier type	Top of car racks		Hitch rack
	Thule Universal Snowboard Carrier 575	Thule SkiClick 7291	Thule Tram 9033
Product name/ part number	Thule Universal Snowboard Carrier 575	Thule SkiClick 7291	Thule Tram 9033
Ski capacity		1	6
Snowboard capacity	2		4
Oversized button for easy opening			✓
Fits Thule hitch mount racks*			✓*
Fits Thule and round bars	✓	✓	
Factory rack compatible	✓		
Includes locks	✓		✓



* Thule Apex (9027, 9026, 9025)
Thule Vertex (9031XT, 9030XT, 9029XT, 9028XT) and Thule Parkway (958, 957, 956)



› Thule Product Categories





› Explore all that Thule has to offer

Luggage & duffels

Our luggage has all the toughness you need for an outdoor life with all the comfort and style you deserve. Let us help you find the perfect luggage.



**Thule Subterra 55cm/22\"
Rolling Carry-On**



**Thule Crossover
Rolling Duffel**



**Thule Guidepost
Backpacking Pack**



**Thule Paramount
Daypack**

Laptop, tablet & phone cases

Thule phone cases protect your smartphone so you can live life to the fullest. And, along with our fitted tablet and computer cases, they look good too!



**Thule Atmos
Tablet Case**



**Thule Atmos
Phone Case**



**Thule Legend
GoPro® Backpack**



**Thule Perspektiv
Camera Daypack**

Backpacks

Tough, versatile backpacks are just the start. Thule can help you carry a variety of precious cargo, including your kid. In town or on the trail.

Camera bags & cases

A Thule camera bag is ideal for heading out on an adventure, ready for that once-in-a-lifetime shot. Choose your camera case, backpack, sling or bag.



➤ Explore all that Thule has to offer (continued)

Strollers & child carriers

Thule strollers and child carriers let you and your kids share a great day out in nature – with both you and your little ones safe and comfortable.



**Thule Chariot Cross
Multisport Child Carrier**



**Thule Urban Glide
Jogging Stroller**

Bike trailers & bike seats

Bring your kids and explore the world on two wheels. Whether it's an everyday commute or a long distance adventure, our durable bike trailers and child bike seats will give you and your child a safe and comfortable ride.



**Thule RideAlong
Child Bike Seat**



**Thule Yepp Mini
Child Bike Seat**

Bike bags & racks

Thule bike accessories let you increase the carrying capacity for longer, more enjoyable biking. Let us help you discover new opportunities!



**Thule Shield
Bike Pannier**



**Thule Pack 'n Pedal
Tour Rack**

Sport transport bags & cases

Thule travel cases transport your bike, skis, or snowboard safely and securely. Providing extra protection and an easier journey when you're heading off to the slopes or out on the road.



**Thule RoundTrip
Ski & Snowboard Bags**



**Thule RoundTrip Transition
Bike Travel Case**